



# The Sharp # Keys

Hands-Together fingering: *Some principles [tricks]*

RH			3 ↪	1	2	3		
<i>black/white</i>			often ■	always □	always □	often ■	always ■	
<i>Solfège</i>	<b>do</b>	<b>re</b>	<b>mi</b>	<b>fa</b>	<b>so</b>	<b>la</b>	<b>ti</b>	<b>do</b>
<i>black/white</i>			often ■	always □	always □	often ■	always ■	
LH			3	2	1	3 ↶		

√ “mi” and “la” are always 3- fingered, which are also “thumb-triggers”



√ Keep old blacks, the new black is “ti”.

# The All-Black Keys

√ “twins” and “triplets” rule. All fingering works around them.

√ know where to “hug” [ # keys = hug left // b keys = hug right ]

# The Flat b Keys

RH	3 							
<i>black/white</i>							always □	
<i>Solfège</i>	<b>do</b>	<b>re</b>	<b>mi</b>	<b>fa</b>	<b>so</b>	<b>la</b>	<b>ti</b>	<b>do</b>
<i>black/white</i>							always □	
LH								

√ keep old white notes, new white note is “ti”

√ fingers 1 and 2 rh often □□ [white] in both hands

√ rh wedges are based on “twins” and “triplets”

√ lh starting wedges are: A b : sw / E b : sw / B b : sw / F: omi, bw